

## **South African Scout Association**

### **Proposed Rover Programme (Revised Version VIII)**

#### **Introduction**

##### **B-P's DEFINITION OF ROVERING**

In ***Rovering to Success*** B-P defines Rovering as follows: ***"Rover Scouting is a Brotherhood of the Open Air and Service"***

He goes further on to say, remembering it was written before ladies were Rovers: "If a man has the sense to do two things in life he can enjoy it. The first is: not to take himself too seriously, but to make the best of what you have got, and to look on life as a game, and the world as a playground. The second is: to let your thoughts and actions be directed by love".

##### **POLICY ORGANISATION & RULES (PO&R)**

"Rover Scouting is a Brotherhood of the open air and of service, the purposes of which are: to provide encouragement for the self-training of Rovers in Citizenship and service; to encourage Rovers to pursue careers useful to themselves, and to render service to the Scout Movement and the Community".

#### **Review of Rover Programme**

For as long as most people can remember, the Rovers have been given autonomy on how they run their programme. In the past, that probably worked well, but in the current circumstances this is no longer working so successfully.

The entire Rover Programme is being reviewed. In doing so, it is intended that Crews will have better direction, including encouraging appointment of RSLs, the person who should guide the Crew, particularly with regards to focus, advancement and recruitment. While there is a perception that crews can run successfully without an RSL, this is seldom the case, and such crews fall down in areas such as Rovers earning the BP Award.

The process of devising a Rover programme began earlier this year (2009). We have reached the stage now where feedback will have to be received from the various RAC's / Crews and other interested parties. Once consensus has been achieved there, it has to go through the 'education committee' and finally the NSC. It is predicted that this could be a two/ three year process.

## **Initial Ideas**

In training material, the Purpose of Rovering comprises of six elements

1. To protect the Scout Troop (and Cub Pack)
2. To secure continuation of training of the young adult
3. Establishing Scouting Principles in Rovers
4. Preparing and Leading Rovers into the adult community
5. Training for Service
6. Involving Rovers temporarily away from their permanent homes

Generally speaking, there is no real reason to change the 'elements'. Even in the modern age in which we are living, these ideals could be adapted to be relevant to young adults.

As is known, Rovering is comprised of three components of **SERVICE**: Service to Self (or Personal), Service to Movement and Service to Community.


With this in mind, it is envisioned that the proposed Rover programme follow similar 'path'. In the order the service components were mentioned, so should the advancement of the Rover programme: Personal, Movement and Community.

## **ROVER NETWORK BADGE:**

The Rover Network Badge will be similar in nature to the Link Badge for Cubs. It is envisioned that Scouts when becoming 17 years of age, will start working on the Rover Network badge. Consideration is given to the fact that a Scout could also be going for his/ her Springbok Award at this time too, hence this Network Badge is done over a year. Once the requirements have been achieved, this will enable the Scout to be invested as a Squire on turning 18 years of age.

### **Proposed Requirements:**

- 1 Attend at least 5 crew activities.
  - This should include a minimum of
    - 1 Formal Meeting
    - 1 Social Activity
    - 1 Major Outdoor Activity – e.g. camp, hike, sail etc
    - 1 Service Activity
- 2 Demonstrate an adult understanding of the Promise, Law and Rover Prayer
- 3 Discuss with your sponsor the following ceremonies: Going-up, Opening, Closing and Investiture.
- 4 Explain the three areas of service – self, movement, community
- 5 Make a report to your Troop on Roving



### **Other Issues:**

- 1 This badge is run by the RSL (or Crew Council), with cooperation of TS
- 2 Requirement for going up from Scouts to Rovers, but the 'trigger' for starting the Network badge is age, not advancement level (in Scouts)
- 3 Worn in same position as Cub Link Badge (left sleeve), and removed when first Rover advancement bar is achieved.
- 4 Those who complete Link Badge do not have to complete squire ship, except for the vigil or project (as defined by the Crew).
- 5 Design Scout fleur-de-lis next to Rover fleur-de-lis at slight angle facing away from each other on dark green background.

# **ROVER PROGRAMME**

**PERSONAL BAR:** Before Rovers can do any service to Movement and Community, they have to ensure that they are developing as individuals. From the age of 18 to 23, that is a crucial time for any Rover: leaving school and hopefully starting to work or study. During this period, they need to learn many skills such as to take care of their own finances, to write a CV, obtain a driver's license. Along with the above, one of the Rover Awards related to 'Personal' can be added (eg, Careers or Ramblers Award).

Proposed Programme:

1. Know the principles to be considered when writing a Curriculum Vitae (CV). Demonstrate to your RSL\* that you have researched how a CV is compiled by quoting at least two references. Show to your RSL (or person of confidence) your CV. Write a motivational letter that will compliment the CV for possible employment.
2. Discuss with your RSL\* your personal plan for the future: studies, apprenticeship, work and any peer pressures. Define personal goals that are achievable in defined time periods. Over a 6 month period, review these personal goals with your RSL (or person of confidence).
3. Discuss with your RSL\* or person of confidence a financial budget from a given figure of, for example, R2000-00/month, (without revealing personal information). Demonstrate an understanding of the following banking procedures: applying for loan, opening a bank account, making a deposit, investment procedures, writing a cheque. Explain the difference between saving and investing. Explain the reasons for opting for the financial institution you are currently banking/ investing with, or the reasons as to why you are not making use of that facility.
4. Attend religious ceremonies of your faith. Research some aspect of your faith. Explain how it relates to the Promise and Law. Present your findings to your RSL\* or person of confidence.
5. Achieve one of the following: gain a driver's license, computer literacy, Food for Life, or some basic artisans skills (such as: electrics, plumbing, carpentry, car maintenance). This should be agreed upon by your RSL\*.
6. Achieve one of the following Rover Awards: Careers, Ramblers or Sportsman.

**\*Note:** Where there is no RSL, the Crew Council will take on that responsibility. A person of confidence must be approved by the RSL or Crew Council.



**MOVEMENT BAR:** Once a Rover has achieved their personal goals, it is envisioned that they can then render service to the Movement. At this stage, the Rover should be relatively 'established' with regards to Personal, thus allowing them to focus on new goals.

Proposed Programme:

1. Have an understanding of the training philosophies of Cubs, Scouts and Rovers.
2. Achieve a Warrant<sup>(1)</sup> for either Cubs or Scouts **OR** assist with a Pack or Troop<sup>(2)</sup> for a period of six months **OR** assist with the scoutcraft training (with approval of ADC ALT/Scout Programme) of new adult Scouters or Scouts, for a total accumulative period of six months.

<sup>(1)</sup>A warrant may be achieved for a Brownie Pack or Guide Company, but in addition, a Guide camping license must also be achieved.

<sup>(2)</sup>Service may be rendered to a Brownie Pack or Guide Company.

3. Be proficient in all Scout scoutcraft skills up to the First Class level.
4. Plan and run two Cub and/ or Scout two-day or overnight events/ competitions on a District or Provincial level. The planning / organization must be approved by the RSL and a warranted Scouter)
5. Develop/ generate a poster/ newspaper article/ webpage or similar publicity to generate awareness for the movement whether it is for Cubs, Scouts or Rovers. This should be agreed upon by your RSL\*.
6. Achieve one of the following Rover Awards: Scouter Training, Scoutcraft or Project\*\*.

\*\*The project here should be Scouting related project.


**\*Note:** Where there is no RSL, the Crew Council will take on that responsibility. A person of confidence must be approved by the RSL or Crew Council.



**COMMUNITY BAR:** This would be the third stage of Rover advancement. Before a Rover renders service to the community, (service that is obviously in the public eye), the first two levels would serve as the 'training ground' before this level is tackled. Of the three levels currently, this is the level that where the least effort is currently made by Crews

Proposed Programme:

1. Have an understanding of the services in your area. Discuss 4 out of the 9 below.
  - a. Water
  - b. Electricity
  - c. Sewage
  - d. Waste
  - e. Parks and recreation
  - f. Transport
  - g. Health
  - h. Housing
  - i. Security
  - j. Local Economic Development
  - k. Roads



The topics selected must be approved by the RSL\*. On conclusion, present your findings to the Crew in the form of a slide show, poster of newspaper cut-outs, acting or power point presentation. The presentation should be about 20 minutes in duration.

2. Lead a discussion group with your Crew on an issue that is affecting your community. This discussion must include a balanced presentation of arguments from all angles. The topic must have the approval of the RSL\* before commencement.
3. Co-ordinate a project that will benefit the community (not the Scouting community). This must have the approval of the RSL\*.
4. Make contact with another Rover from a different District/ Province. Discuss social issues that are affecting you both. Create a poster, power-point presentation or oral presentation, and present your findings to the Crew.
5. Achieve one of the following Rover Awards: Public Health, Community Service or Civics

**\*Note:** Where there is no RSL, the Crew Council will take on that responsibility. A person of confidence must be approved by the RSL or Crew Council.

**LEADERSHIP BAR:** This is the last stage of a Rover's advancement training, where all the knowledge and experienced gained from the previous stages could be applied.

Proposed Programme:

1. Understand the functions of a RSL, Crew Chairman and Crew Council, **or** attend a Rover Chairman's Course.
2. Be the Crew Chairman for at least a year. In the situation where there is a large Crew, serve on the Crew Council. (A large Crew is defined where there might not be a possibility of being Crew Chairman. This must be endorsed by the RSL or DC/GS).
3. During tenure as Crew Chairman (or having an active role in the Crew Council in the case of larger Crews), attain a Bronze or better on the Crew Star award system.
4. Plan/ Organize a Crew expedition, with the approval of the RSL\*. Minimum of 2 nights.
5. Lead a discussion with the Crew on the status of the Crew. This discussion must be balanced and fair, and should cover advancement of the Crew, projects undertaken, future projects or targets, etc. Prepare an action plan for the Crew based on the discussion above. Present these goals to the RAC and DC (In the case of District Crews)/GS (In the case of Group Crews)
6. Achieve one of the Rover Awards that has not yet been attained from the previous bars.

**\*Note:** Where there is no RSL, the Crew Council will take on that responsibility. A person of confidence must be approved by the RSL or Crew Council.



**B-P AWARD:** This is the final step before being awarded the B-P Award.

1. Attain the four Advancement Bars.
2. Attain four Rover Awards
3. Attain one of the Rover Challenge Awards.
4. Attend a panel interview with the PC or his/her nominee to confirm that the Promise and Law have been adopted as a way of life and discuss the personal development that has occurred by means of the Rover Programme.









## CHALLENGE AWARDS:

The BP award could be considered the culmination of Personal Challenges in the Rover Programme, and so it is fitting that the Challenge Awards form part of the requirements.

It is envisioned that a Rover partakes in the President's Award or Scout of the World Award, or any similar type challenge. The challenge selected must be approved by the RSL (or Crew) as suitable and a worthwhile challenge.

Possible Challenge Awards:

<p><b>President's Award</b></p> <p>It must be remembered that the President's Award is an external programme (i.e. non-SASA), and that a Rover must submit an application form to register for this award via SASA HQ. Secondly, there is an upper age limitation of 25 years, therefore a Rover must have the award completed by that age.</p>	 The logo for the President's Award is a circular emblem. It features a central figure, possibly a person or a symbol, surrounded by a ring of text. The text is partially legible and appears to include "THE PRESIDENT'S AWARD" and "OF THE ROVER PROGRAMME".
<p><b>Scout of the World Award</b></p> <p>This Award is run under the auspices of WOSM. Details can be gained from the internet, but this award can be done in parallel to the Rover programme. If a Rover intends to do this award, SASA HQ must be informed.</p>	 The logo for Scouts of the World is a horizontal banner. It features four circular icons: a red circle with a white cross, a red circle with a white dove, a red circle with a white leaf, and a purple circle with a white fleur-de-lis. Below the icons, the word "scouts" is written in a large, white, stylized font, and "of the world - du monde" is written in a smaller, white font below it.
<p><b>Water Charge</b></p> <p>There are numerous Water Charge certificates that a Rover can attain: Canoe, Oars, Motorboat, Windsurfer, Boats under Sail. The option selected must be a challenge. Once achieved, the Rover must apply the knowledge gained in a Scouting water activity.</p>	 The logo for Water Charge is a circular emblem with a blue background. It features a red anchor with a white fleur-de-lis in the center. The anchor is positioned vertically, and the fleur-de-lis is superimposed on it.

<p><b>Air Charge</b></p> <p>These courses are not common. A Rover will have to contact their respective Provincial Offices to ascertain when a course will be run. Once achieved, the Rover must apply the knowledge gained in a Scouting activity at an airfield.</p>	
<p><b>PLTU (Full-time adult staff)</b></p> <p>A Rover will have to serve full-time as an adult member of any approved PLTU course run around the country.</p>	
<p><b>Scout Wings (Flying, Micro-light or Parachute)</b></p> <p>When undertaking this challenge, the institution where the instruction is to be carried out, must be vetted by the APC Air Activities (or an alternate nominated by the Province). For parachute wings, a minimum of five jumps must be undertaken.</p> <p>Produce a log for consideration once the all requirements have been fulfilled.</p> <p>Where a PPL has been achieved, the incumbent is entitled to wear gold Scout Wings.</p>	
<p><b>Woodbadge</b></p> <p>Attain a woodbadge for either a Cub, Scout, or GS/ Comm</p>	